

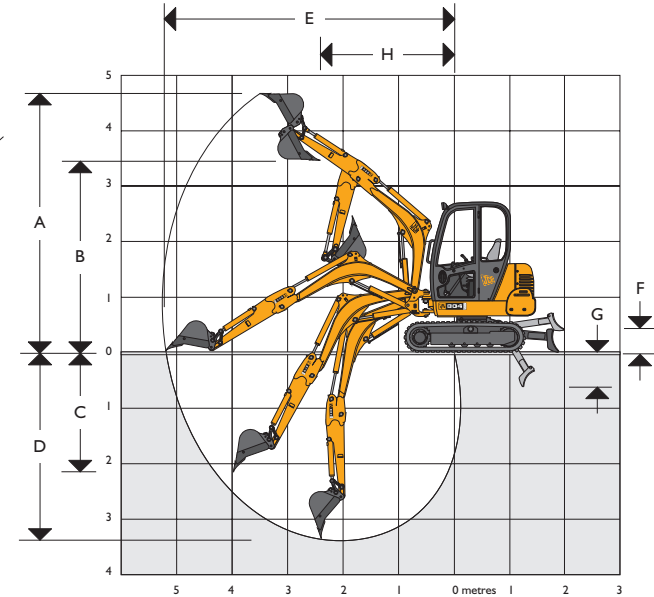
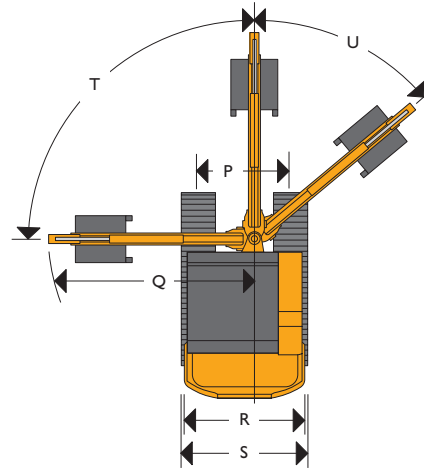
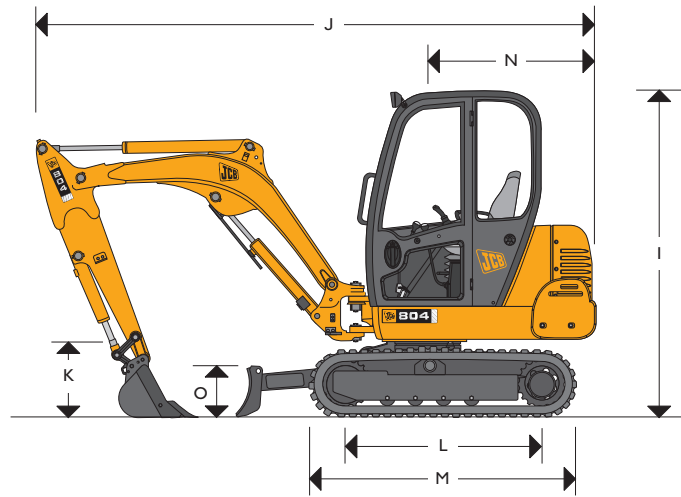


# JCB MINI EXCAVATOR | 804 SUPER



MAX. ENGINE POWER: 23.9kW (32hp)

MAX. DIG DEPTH: 3.30m (10ft 10in)



## PERFORMANCE DIMENSIONS

Machine model		804 SUPER
Dipper length	mm	1600
<b>A</b> Maximum dig height	mm	4616
<b>B</b> Maximum dump height	mm	3469
<b>C</b> Maximum vertical dig depth	mm	2177
<b>D</b> Maximum dig depth – dozer up	mm	3308
Maximum dig depth – dozer down (L. dozer)	mm	3543
<b>E</b> Maximum reach (ground level)	mm	5200
Bucket rotation	degrees	186°
<b>F</b> Dozer cut above ground (L. dozer)	mm	322
<b>G</b> Dozer cut below ground (L. dozer)	mm	691
<b>H</b> Minimum slew radius	mm	2220
<b>I</b> Overall height (transport position)	mm	2430
<b>J</b> Overall length (transport position)	mm	4380
<b>K</b> Kingpost clearance	mm	560
<b>L</b> Sprocket idler centres (rubber)	mm	1585
<b>M</b> Undercarriage length (rubber)	mm	2030

## PERFORMANCE DIMENSIONS

Machine model		804 SUPER
<b>N</b> Tailswing	mm	1449
<b>O</b> Dozer height	mm	350
<b>P</b> Dozer width	mm	1600
<b>Q</b> Minimum slew radius (no bucket)	mm	2112
<b>R</b> Superstructure width	mm	1410
<b>S</b> Width over tracks	mm	1500
<b>T</b> Boom swing left	degrees	90°
Boom swing left (limit stop installed)	degrees	70°
<b>U</b> Boom swing right	degrees	50°
Maximum bucket tearout (SAE J1179)	kgf	2270
Maximum dipper tearout (SAE J1179)	kgf	1782
Travel speed – 1st gear	kph	2.2
Travel speed – 2nd gear	kph	3.7
Drawbar pull	kgf	2860
Slew speed	rpm	10.3

## ENGINE

3 cylinder: 403-15, 4 stroke, water cooled diesel engine.

Machine model		804 SUPER
Model		403-15
Gross power @ 2200rpm	kW (hp)	20.7 (27.76)
Net power @ 2200rpm	kW (hp)	19.8 (26.55)
Gross torque @ 2000rpm	Nm	96
Net torque @ 2000rpm	Nm	92
Displacement		1496
Starter motor	volt/kW	12/1.2
Battery	volt/amps	12/75
Alternator	amps	55

Fuel injection system: Bosch type in-line integral fuel injection pump. Protected by separate filter and sediment.

Manual override on lift pump

## UNDERCARRIAGE

Machine model		804 SUPER
Number of bottom rollers		4
Track width	mm	350 / 300
Ground pressure	kg/cm <sup>2</sup>	0.29
Ground clearance	mm	320
Track tensioning		Grease

## HYDRAULIC SYSTEM

Machine model		804 SUPER
Pump		1 Variable (2 Ports) / 1 Gear
Nominal output	lpm	35 / 35 / 22
Excavator/track main relief	bar	190
Slew main relief	bar	172
Auxiliary hydraulic flow	bar	57
Hydraulic motors		Piston

## SERVICE CAPACITIES

Machine model		804 SUPER
Water system capacity	litres	8
Fuel tank capacity	litres	48
Engine oil capacity	litres	5
Hydraulic system capacity	litres	70
Hydraulic tank capacity	litres	48

## MACHINE WEIGHTS

Machine model		804 SUPER
Operating weight with 1660mm dipper	kg (lb)	3506 (7729)
With 1400mm dipper	kg (lb)	-12 (-26)
With 1100mm dipper	kg (lb)	-18 (-40)
With steel tracks	kg (lb)	+80.5 (+177)

**Note:** operating weight to ISO 6016 including cab, rubber tracks, long dozer, 610mm bucket, full tanks and 75kg operator.

## EEC NOISE LEVELS (95/27/EC DYNAMIC)

Machine model		804 SUPER
Cab internal	dB (LpA)	83
Cab external	dB (LwA)	97
Canopy internal	dB (LpA)	79
Canopy external	dB (LwA)	97

